



## DESCRIPTION

### DX-AC85-25V/90V/45V/66V, DX-AC85-H

- C shape profile
- Light weight clip on carrier system
- Durable and with minimum maintenance required
- Applicable for both interior and external designs
- panel surface treatment: Polyester powder coating, PVDF spraying or pre-painted various RAL and woodgrain colours are available for choice
- Vertical and horizontal installation way are available for choice
- plain and perforation panels are available for choice

## MATERIAL SPECIFICATION

### DX-AC85-25V/90V/45V/66V, DX-AC85-H

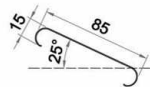
Panel Size	85mm effective width	
Thickness	0.5~0.9mm thick	(Aluminum panels)
Panel End	panels end holding must not exceed 300mm from mullion	
Panel joint	panel joints must be at minimum of 100mm overlapped	

## TYPE OF CARRIER

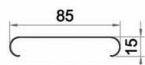
<b>DX-AC85-H</b> Carrier Size	33mm(W) × 98mm(D) × 3000mm(L)	[maximun carrier interval spacing must not exceed 1200mm c/c and be reverted to hollow section mullion]
Carrier thickness	1.0mm thick horizontal fixed aluminium carrier	[for height above 10meter, maximum carrier must not exceed 900mm c/c]
<b>DX-AC85-25V</b> Carrier Size	48mm(W) × 98mm(D) × 3000mm(L)	[maximun carrier interval spacing must not exceed 1200mm c/c and be reverted to hollow section mullion]
<b>DX-AC85-90V</b> Carrier Size	38mm(W) × 98mm(D) × 3000mm(L)	
<b>DX-AC85-45V</b> Carrier Size	33mm(W) × 100mm(D) × 3000mm(L)	
<b>DX-AC85-66V</b> Carrier Size	40mm(W) × 66mm(D) × 3000mm(L)	
Carrier thickness	1.0mm thick vertical fixed aluminium carrier	[for height above 10metre, maximum carrier spacing must not exceed 900mm c/c]

## AVAILABLE CARRIER ANGLE

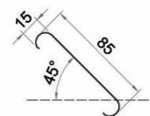
DX-AC85-25V



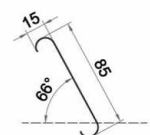
DX-AC85-90V



DX-AC85-45V




DX-AC85-66V



DX-AC85-V SUN LOUVERS IN REAR CIEW



DX-AC85-H SUN LOUVERS IN REAR VIEW



STYLISH AND ELEGANT SUN LOUVERS DESIGN(wood grain color)

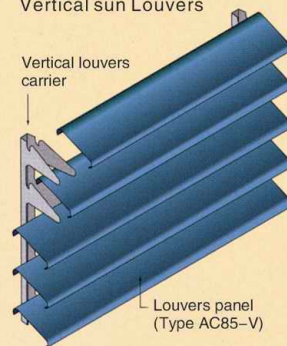
**DX-AC85-25V**

Typical Installation Plan For  
DX-AC85-25V  
Vertical sun Louvers

Carrier For  
DX-AC85-25V

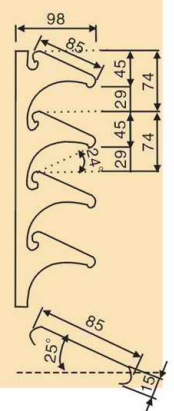
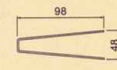
Typical Detail  
TYPE DX-AC85-25V  
Vertical Carrier

Vertical louvers  
carrier



Louvers panel  
(Type AC85-V)

Isometric View:DX-AC85-25V Vertical Sun Louvers



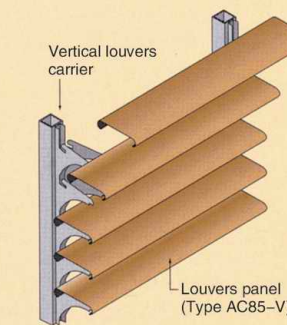
**DX-AC85-90V**

Typical Installation Plan For  
DX-AC85-90V  
Vertical sun Louvers

Carrier For  
DX-AC85-90V


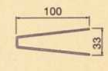
Typical Detail  
TYPE DX-AC85-90V  
Vertical Carrier

Vertical louvers  
carrier



Louvers panel  
(Type AC85-V)

Isometric View:DX-AC85-90V Vertical Sun Louvers



SOLID & STABILITY DESIGN



MULTIPURPOSE PRODUCTS



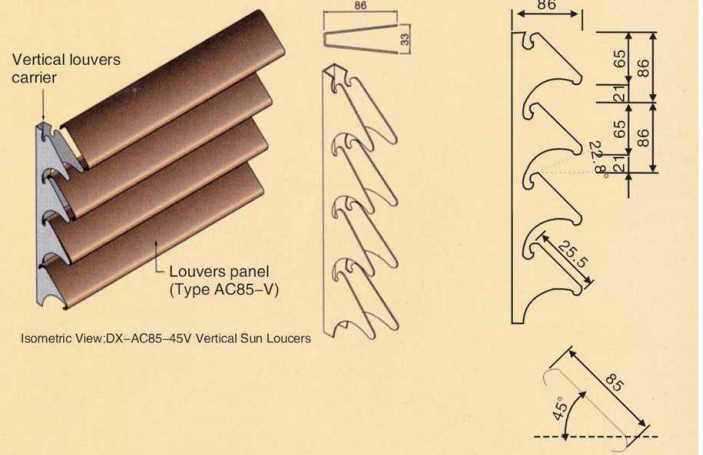
UNIQUE PANELS DESIGN

**DX-AC85-45V**

Typical Installation Plan For DX-AC85-45V Vertical sun Louvers

Carrier For DX-AC85-45V

Typical Detail TYPE DX-AC85-45V Vertical Carrier

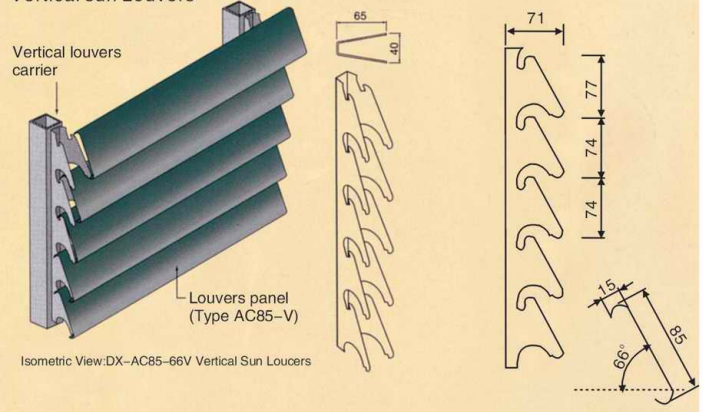


**DX-AC85-66V**

Typical Installation Plan For DX-AC85-66V Vertical sun Louvers


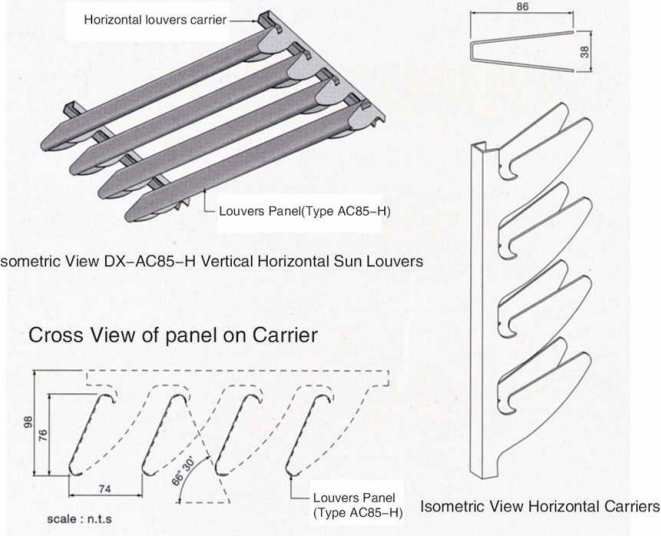
Carrier For DX-AC85-66V

Typical Detail TYPE DX-AC85-66V Vertical Carrier



Typical Installation Plan For DX-AC85-H Vertical sun Louvers

Carrier For DX-AC85-H Horizontal sun Louvers



AN INNOVATIVE DECORATIVE EFFECT WITH DX-AC85-H HORIZONTAL



DX-AC85 SUN LOUVERS  
**HORIZONTAL**